

BRIDGESTONE

APPLICATION GUIDE



**MERCEDES-BENZ
TRUCK AND BUS**

MAY 2018

AN EXCITING JOURNEY AS A WORLD-LEADING TYRE PROVIDER.

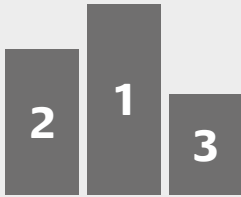


It all began in 1931 when Shojiro Ishibashi opened his first tyre-manufacturing plant in Japan. His international ambitions were already evident when he named his company after an English variation of his surname, which translates as 'stone bridge'.

By the early 1950s, Bridgestone became Japan's biggest tyre manufacturer and adopted an assertive strategy to improve technological excellence and deliver world-leading quality. In the 1960s the company set out on an aggressive overseas expansion. And in 1988, they acquired their US competitor Firestone Tire & Rubber Company, making them the world leader in their industry.

Today, Bridgestone Corporation has further reinforced its position as the world's leading tyre and rubber company and has become a leading player in the truck & bus market.





#1*

WORLD'S NUMBER ONE TYRE AND RUBBER COMPANY

* Based on 2016 tyre sales.
Source: Tire Business 2017 - Global Tire Company Rankings.



OVER

140k


EMPLOYEES ACROSS THE GLOBE



BUSINESS PRESENCE IN MORE THAN

150

COUNTRIES



OVER

180

MANUFACTURING PLANTS AND R&D FACILITIES





TABLE OF CONTENT



Tyre Application Data	6
Tyre Application Chart	7
Tyre Selection Guidance	8
Tyre overview	11
Tyre line-up	18

TYRE APPLICATION DATA

HIGHWAY

Steer	ECOPIA H-STEER 001	11
	R249 Ecopia	11
	R249 EVO Ecopia	11
	R249II EVO Ecopia	11
Drive	ECOPIA H-DRIVE 001	11
	M711	11
	M749 Ecopia	11
	R164	11

VERSATILITY

Steer	R-STEER 001	12
	R297	12
	R227	12
	R187	12
	M788	12
Drive	M788	12
	R-DRIVE 001	12
	M729	12
Tag/push	R168	12

MILD ON/OFF ROAD

Steer	M-STEER 001	13
Drive	M-DRIVE 001	13

SEVERE ON/OFF ROAD

All position	M840 EVO EXTRA	14
	L317	14
Drive	L355 EVO	14

URBAN BUS

All position	U-AP 001	15
	M788	15


COACH








All position	M788 EVO	16
	R192	16

WINTER

Steer	M788 EVO	17
Drive	W990	17

TYRE APPLICATION CHART



LONG HAUL	REGIONAL	URBAN	ON/OFF ROAD	OFF ROAD
 HIGHWAY				
	 VERSATILITY			
		 MILD ON/OFF ROAD		
				 SEVERE ON/OFF ROAD
		 URBAN BUS		
 COACH				
 WINTER				

TYRE SELECTION GUIDANCE


THE RIGHT TYRE FOR THE JOB



If these 4 questions apply to you, ECOPIA tyres could be the best choice for you to ensure lowest operating cost.
In case of doubt, please contact your Bridgestone dealer or representative for confirmation.



> **90%** of the time driving on highways?



< **3 DELIVERIES** per trip?



Average is > **150.000 KM/YEAR?**

Are you able to **GAUGE FUEL SAVINGS?**



THE RIGHT TYRE FOR THE JOB

How often do your vehicles go off-road? Or carry heavy payloads?
An insight into your usage profile can help you choose the right tyres for your job.



MATERIAL TRANSPORT



Off-road < 20%

M-STEER 001



M-DRIVE 001



Best performance in On and Off-road conditions.



CONSTRUCTION/BUILDING*



MINING/QUARRIES



Off-road > 20%

M840 EVO



L355 EVO



M748 / M748 EVO



L317 EVO



Extra robustness and load capacity to cope with severe Off operations.

NOTES

A series of horizontal dashed lines for writing notes.

HIGHWAY | TYRE OVERVIEW



Bridgestone highway tyres help reducing fuel consumption and carbon emissions - without compromising tyre performance levels.



ECOPIA H-STEER 001



steer

R249 Ecopia



steer

R249 EVO Ecopia



steer

R249II EVO ECOPIA



drive

ECOPIA H-DRIVE 001



drive

M711



drive

M749 Ecopia



drive

R164



drive

TYRE OVERVIEW | VERSATILITY



Multipurpose tyres for usage in a wide range of applications, integrating state-of-the-art technologies for outstanding mileage, road grip and durable casing. These tyres are built to excel in the rough and ready world of regional/national transportation.



R-STEER 001



steer

R297



steer

R227



steer

R187



steer

M788



steer/drive

R-DRIVE 001



drive

M729



drive

R168



tag/push



Bridgestone's latest range of premium On/Off tyres are built to meet the challenges of the construction and civil engineering transport industries. Bridgestone's extremely robust tyres deliver precisely the performance you need when you need it most: great traction and grip even in the most difficult operating conditions, excellent mileage, superb resistance to accidental damage and ultimately ... a low tyre cost per kilometre.

M-STEER 001



steer

M-DRIVE 001



drive

TYRE OVERVIEW | SEVERE ON/OFF ROAD



Bridgestone ON/OFF road tyres have been developed to withstand the harsh conditions of this application and feature excellent durability and a high resistance to cutting and chipping. In addition, the robust casing is highly retreadable.



M840 | EVO | EXTRA



all position

L317



all position

L355 | EVO



drive

URBAN BUS | **TYRE** OVERVIEW



Urban tyres are built to withstand the particularly violent working life of the city bus - this range copes with endless stop and go's, shocks against the pavement, potholes, and irregular loads... Additionally they offer superior wet road and noise performance.

U-AP 001



all position

M788



all position

TYRE OVERVIEW | COACH



Coach tyres are specially designed for use by coaches in international travel where road conditions can change radically along the way and safety is a priority. A great deal of research has gone into giving them “all-season” and all-hub capabilities as well as making them as quiet as possible.



M788 EVO



all position

R192



all position



Bridgestone's full range of winter tyres provide outstanding performance whatever the conditions. From extreme temperature and wet weather conditions to the challenges of ice and snow, Bridgestone is your guarantee of superior comfort, precise handling and above all, peace of mind.

M788



steer

M788 EVO



steer

W990



drive

TYRE LINE-UP

Size	Pattern	Load index	Speed symbol			 dB			
 HIGHWAY									
11 R22.5	M711	148/145	L	E	D		72	✓	
295/80 R22.5	ECOPIA H-STEER 001	154/149	M	C	C		70		
	ECOPIA H-DRIVE 001	152/148	M	C	D		73	✓	✓
315/80 R22.5	ECOPIA H-STEER 001	156/150	L	C	C		69		
	ECOPIA H-DRIVE 001	156/150	L	C	C		70	✓	✓
275/70 R22.5	R249 ECOPIA	148/145	M	C	C		72	✓	
315/70 R22.5	ECOPIA H-STEER 001	156/150	L	B	C		71		
	ECOPIA H-DRIVE 001	154/150	L	C	C		74	✓	✓
385/65 R22.5	R249 ECOPIA	160	K	C	B		74	✓	
	R164	160	K	C	C		71	✓	
295/60 R22.5	R249 ECOPIA	150/147	L	D	C		72		
	ECOPIA H-DRIVE 001	150/147	L	C	D		74	✓	✓
315/60 R22.5	R249II EVO ECOPIA	154/148	L	C	C		72		
	ECOPIA H-DRIVE 001	152/148	M	C	C		73	✓	✓
385/55 R22.5	R249 ECOPIA	160	K	D	C		72		
355/50 R22.5	R249 EVO	156	L	D	C		71		
315/45 R22.5	M749 ECOPIA	147/146	L	E	D		76	✓	✓

TYRE LINE-UP

Size

Pattern

Load index


















Speed symbol





VERSATILITY

Size	Pattern	Load index	Speed symbol	Fuel pump	Snowflake	Speaker dB	M+S	Tread pattern
215/75 R17.5	R227	128/126	M	D	C	68	✓	
215/75 R17.5	M788	126/124	M	E	C	68	✓	✓
	M729	126/124	M	F	C	74	✓	✓
	R168	135/133	J	D	C	71	✓	
235/75 R17.5	R227	132/130	M	C	C	71	✓	
	M729	132/130	M	F	C	74	✓	✓
245/70 R17.5	R227	136/134	M	D	C	72	✓	
	M729	136/134	M	F	C	73	✓	✓
265/70 R19.5	R227	140/138	M	D	B	71	✓	
	M788	140/138	M	E	D	71	✓	✓
	M729	140/138	M	F	C	71	✓	✓
285/70 R19.5	R227	145/143	M	C	C	73	✓	
	M729	145/143	M	E	C	73	✓	✓
305/70 R19.5	R227	148/145	M	D	B	71	✓	
	M729	150/148	M	F	C	74	✓	✓
11 R22.5	R297	148/145	L	E	C	72	✓	
12 R22.5	R297	152/148	L	D	B	72	✓	
	M729	152/148	L	-	-	-		
13 R22.5	R297	156/150	L	D	C	71	✓	

TYRE LINE-UP

Size	Pattern	Load index	Speed symbol			 dB		
	R187	156/150	K	-	-	-		
	M729	156/150	L	E	C	 73	✓	✓
295/80 R22.5	R-STEER 001	154/149	M	C	C	 68	✓	
	R-DRIVE 001	152/148	M	D	C	 75	✓	✓
	M729	152/148	M	E	C	 73	✓	✓
315/80 R22.5	R-STEER 001	156/150	L	C	B	 73	✓	
	R-DRIVE 001	156/150	L	D	C	 75	✓	
275/70 R22.5	R297	148/145	K	D	C	 72	✓	
	M729	148/145	M	E	C	 75	✓	✓
315/70 R22.5	R-STEER 001	156/150	L	C	C	 73	✓	
	R-DRIVE 001	154/150	L	D	C	 73	✓	✓
385/65 R22.5	R-STEER 001	160	K	C	B	 69	✓	
315/60 R22.5	R-DRIVE 001	152/148	L	E	D	 74	✓	✓
















MILD ON/OFF ROAD

315/80 R22.5	M-STEER 001	156/150	K	C	B	 69	✓	✓
	M-DRIVE 001	156/150	K	D	B	 72	✓	✓





SEVERE ON/OFF ROAD

10 R22.5	M840	144/142	K	D	B	 72	✓	
11 R22.5	M840	148/145	K	D	C	 72	✓	✓

TYRE LINE-UP

Size	Pattern	Load index	Speed symbol			 dB		
12 R22.5	M840	152/148	K	D	C	 73	✓	✓
	L317	18	PR	F	C	 73		
13 R22.5	M840	154/150	K	C	C	 70	✓	✓
	M840 EVO	156/150	K	D	B	 72	✓	✓
	L317	154/150	G	F	D	 72		
	L355	154/150	K	E	B	 75		
295/80 R22.5	M840	152/148	K	D	C	 72		
315/80 R22.5	M840 EVO	156/150	K	D	C	 69	✓	✓
	L355 EVO	156/150	K	E	B	 73	✓	✓
275/70 R22.5	M840	148/145	K	E	C	 70	✓	✓







URBAN BUS

215/75 R17.5	M788	126/124	M	E	C	 68	✓	✓
265/70 R19.5	M788	140/138	M	E	D	 71	✓	✓
275/70 R22.5	U-AP 001	150/148	J	D	B	 73	✓	✓
		152/148	E					
	M788	148/145	M	D	C	 72	✓	✓
		152/148	E					

COACH

295/80 R22.5	M788 EVO	154/149	M	D	C	 71	✓	✓
--------------	----------	---------	---	---	---	---	---	---

TYRE LINE-UP

Size	Pattern	Load index	Speed symbol			 dB		
	R192	152/148	J	D	C	 72	✓	✓

WINTER

295/80 R22.5	M788 EVO	154/149	M	D	C	 71	✓	✓
	W990	152/148	M	F	C	 74	✓	✓
315/80 R22.5	M788	156/150	L	D	C	 74	✓	✓
	W990	154/150	M	F	C	 73	✓	✓
275/70 R22.5	M788	148/145	M	D	C	 72	✓	✓
		152/148	E					
385/65 R22.5	M788	160	K	E	C	 75	✓	✓
385/55 R22.5	M788	160	K	E	C	 73	✓	✓



BRIDGESTONE EUROPE NV/SA

Kleine Kloosterstraat 10 - 1932 Zaventem, Belgium

www.bridgestone.eu



The information contained in this publication is for guidance purposes only. Whilst every effort has been taken in its production, no responsibility can be accepted for any loss or damage arising from any undetected error. Any data supplied is subject to possible revision following the date of publication. Creation and realisation: Unides • Printed by Unides • BS TBR.B EU - 05/18 - 18TBR0030